

Atlas Copco Air Compressors

GA90-500 & GR110-200

Oil-injected rotary screw compressor series
with Full Feature & Variable Speed Drive versions



ALL-IN-ONE
PACKAGE





The Total Energy Saving concept...


The shortest route to maximizing your profitability is to minimize operational cost. Because energy consumption is the major factor in a compressor's life cycle cost, the focus in the design of the Atlas Copco GA and GR-compressors is on

saving energy in every conceivable way. This focus is the basis for a total product development concept that encompasses every stage of R&D, manufacturing, installation and after sales service.



The thorough needs assessment

Real savings rely on facts. Atlas Copco consultants assess the air demand profile of your application and suggest the best compressor selection for the job.



The right core technology

Atlas Copco masters every compression principle and provides the most energy efficient technology for the required pressure and flow.

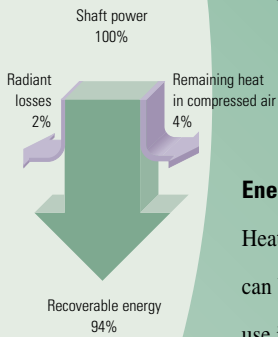

Energy Circle

The best drive arrangement

Fixed speed machines are fine when they can run at full load most of the time. But when air demand fluctuates, the Variable Speed Drive can achieve substantial savings of up to 35 %.

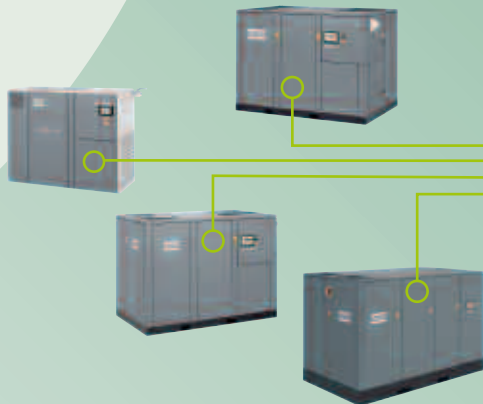


The lowest operating cost



Energy recovery

Heat from the compression process can be recovered and put to good use in endothermic processes, heating of buildings, etc.



The fully optimized system

A multi-compressor installation can be centrally controlled, to achieve a tight pressure band and the lowest overall energy cost.

The highest reliability

The professional follow-up

An Atlas Copco Service Contract will ensure you of the correct preventative maintenance, immediate response and genuine spare parts... all over the globe.



The trouble-free installation & commissioning

An Atlas Copco GA-compressor is truly plug-and-play. Put the machine on a flat floor, connect the power line and the compressed air outlet... and push the start button.





... combined with the Total Reliability concept

An energy efficient machine saves money only if it runs reliably around the clock. And not just today, but day after day, year after year; with minimal service interventions and long overhaul intervals.

For over a century, Atlas Copco has been building machines that stand the test of time. With the proven GA/GR-compressors, reliability has never been so timeless.




Reliability Circle

The experienced partner

Atlas Copco is the world leader in compressed air technology, with over 100 years of experience in air compression systems.

The integrated design

Internal piping, integral air dryer, integrated Variable Speed Drive, 100 % matched components, consolidated controls... the only way to ensure total reliability.



The complete solution

Compressor, dryer, drive, filters, control system... they all carry the same mark of quality: the Atlas Copco logo.





Pushing the limits in
energy efficiency



Pushing the limits in **reliability**

Proven technology in one package

The GA/GR90-500 range comprises a series of no-nonsense machines with a robust and reliable design, easy to service and environmentally friendly. They are the culmination of decades of continuous improvement, radical innovation and interaction with the customer.

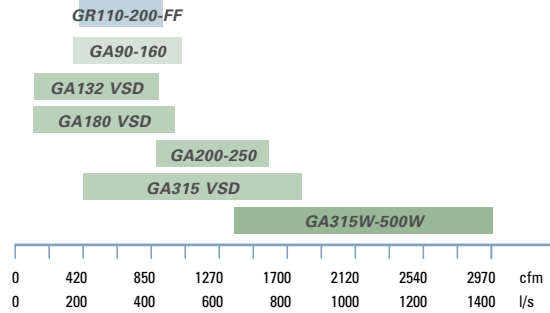
Within this range, the Total Energy Saving Concept takes solid form in the GA132/180 VSD and 315 VSD-FF compressors. They integrate a complete quality compressed air system in a compact package, featuring the ID dryer and the low energy Variable Speed Drive.

Excellence by design

- Standard G-compressor packages and Full Feature (FF) units – all vital components and standard options integrated, for a complete ‘all-in-one’ installation
- Complete, ready-to-use compressor package
- Easy, low cost installation – no foundations
- True performance according to ISO 1217, Annex C, ed. 3
- Cost-effective and reliable Elektronikon® monitoring and control system
- Single-stage, twin-element and two-stage HP versions
- Proven reliability
- Straightforward and minimal maintenance
- Operator and service-friendly
- Silenced package – environment friendly
- Optional energy recovery system
- Water and aircooled versions
- A wide range of pressure and capacity variants
- Backed by a global sales and service organization

Capacity range (50 & 60 Hz)

GA90-315-FF, GA132/180/315 VSD-FF, GA315W-500W, GR110-200-FF



VSD: Variable Speed Drive / FF: Full Feature / W: watercooled

See data pages for range details



GR200-FF
Two-stage high pressure version

GR110-200-FF



GA110-FF
Single-stage version

GA90-160



GA180 VSD
Variable Speed Drive version

GA132-180 VSD



GA250-FF
Twin element version

GA200-315



GA315 VSD-FF
Variable Speed Drive version

GA315 VSD



GA400W
Twin element version

GA355-500



A complete scope to meet every need

Most features are included as standard. Some applications may need or benefit from additional options.

Included as standard

✓ Air intake filter	✓ Built-in electrical starters
✓ Air intake valve (not on VSD units)	✓ Flexible vibration dampers
✓ Aftercooler/Oilcooler (air or watercooled)	✓ Air/oil separator
✓ Cooling fan for aircooled units	✓ Elektronikon® control system
✓ Ventilation fan for watercooled units	✓ Full load/no load regulation system (not on VSD units)
✓ Water separators	✓ Silencing canopy
✓ Oil filters	✓ Single point inlet and outlet connections
✓ Complete air/oil/water circuit	✓ Structural steel skid – no foundations needed
✓ IP 55, Class F with B rise	

Available options

	GA90-315	GR110-200	GA132 VSD	GA180 VSD	GA315 VSD	GA355W-500
Full Feature: integrated ID refrigerant dryer	•	•	•	•	(1)	na
Integrated DD pre-filter (only with integrated dryer)	•	(2)	•	•	•	na
Energy recovery	•	na	na	na	•	•
Modulation control	•	•	na	na	na	•
OSD oil separator (for pack/FF units) (3)	•	•	•	•	•	•
Oil containing frame	•	•	•	•	na	•
Electronic water drain (EWD)	•	(2)	•	•	(4)	•
Heavy duty air intake filter	•	•	•	•	•	•
HAT version (122°F ambient temperature)	(5)	na	na	na	na	•
Phase sequence relay	•	•	na	na	na	•
PT 1000 thermal protection for main motor	•	•	na	na	na	•
Anti condensation heater for main motor	•	•	na	na	na	•
Cooling water solenoid valve	•	•	•	•	•	•
Freeze protection, 15°F (for pack units only)	•	•	na	na	na	•
Nema 4 cubicle	•	•	na	na	na	•
BSP/NPT connections	(6)	•	•	•	na	na
DIN/ANSI flanged connections	(7)	na	na	na	•	•
Anchor pads	•	•	•	•	•	•
Performance test certificate	•	•	•	•	•	•
Witnessed performance test certificate	•	•	•	•	•	•
Material test certificate for pressure vessel approvals	•	•	•	•	•	•
Sea-worthy packaging	•	•	•	•	•	•
Rain protection	•	•	na	na	na	•
IT/NT system	na	na	•	•	•	na
Tube cooler	•	•	na	na	na	•
SPM monitoring	•	•	•	•	•	•

(1) Integrated **VSD** refrigerant dryer
 (2) Only for GR 200 psig
 (3) Effluent purity of 10 mg oil/liter
 (4) Standard

(5) Not available for 200 psig versions and FF units
 (6) Applies only to GA90-160
 (7) Applies only to GA200-315
 na: not applicable


Atlas Copco can engineer virtually any option through our specials group.



GA90-160-FF single-stage series...

GA110-FF

Aircooled Full Feature model



Designed for optimal performance

- ▶ Split positioning of components in the cool or warm half for ultimate efficiency and maximum capacity

Quality air with low oil content

- ▶ three step air-oil separation (centrifuge, gravity, filter)
- ▶ oil content: less than 3 ppm by weight
- ▶ hinged cover for easy separator element change



Simple and efficient regulation system

- ▶ reliable, efficient load/no load or optional modulating control
- ▶ few moving parts – minimal maintenance
- ▶ largely dimensioned – minimal pressure drop



Superior element bearings

- ▶ high stability under varying process conditions
- ▶ adapt well to changing loads
- ▶ extended element lifetime
 - rotors revolve at low speeds minimizing wear on bearings
 - low operating temperatures and reduced bearing load

... big on integration – small in footprint



Moisture separator as standard

- ▶ a cyclonic moisture separator, with automatic and manual drain, mounted as standard, after the cooler block



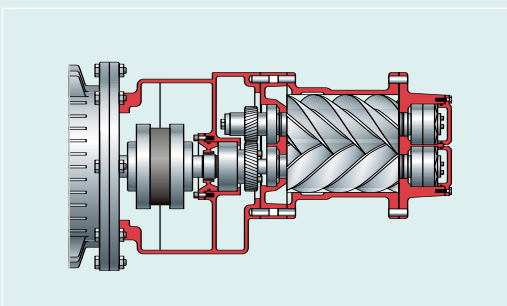
Full Feature variant for dry air with integrated ID dryer

- ▶ by-pass system as standard
- ▶ R404A refrigerant meets environmental regulations
- ▶ quality end product and system protection



Advanced Elektronikon® control and monitoring system

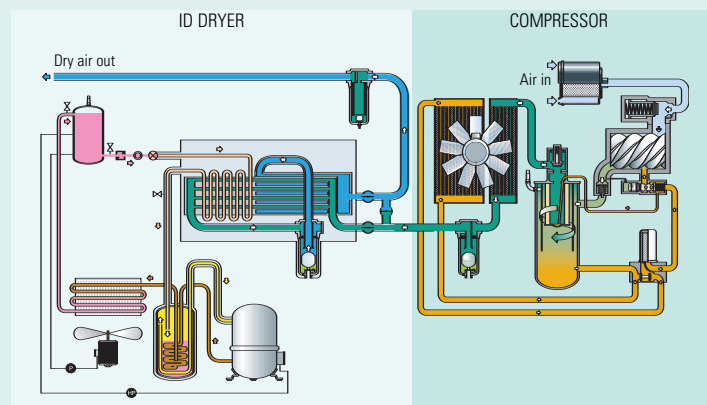
- ▶ overall system performance status with pro-active service indications, alarms for malfunctions and safety shutdowns
- ▶ multi-language selectable display
- ▶ all monitoring and control functions via one interface
- ▶ wide communication possibilities
- ▶ integration possible in many process control systems (field bus system)



Motor and compressor permanently aligned

- ▶ unlike belt-driven compressors, GA/GR compressors incorporate a flanged motor/coupling housing - gearbox/element, offering permanent alignment during transport, installation and operation of the unit.
- ▶ highly efficient, totally enclosed fan-cooled electric motor (IP55, Class F)

GA 90-160-FF air/oil flow (loaded condition)



- | | |
|----------------------------|-----------------|
| refrigerant liquid | incoming air |
| refrigerant gas/liquid | wet air |
| refrigerant gas | dry air |
| refrigerant compressed gas | air/oil mixture |
| | condensate |
| | oil |




GA200-315-FF & GA355-500

twin element series ...

GA250-FF

Aircooled Full Feature model

Advanced Elektronikon® control and monitoring system



Practical cooler cleaning

- ▶ hinged fans, fan motors and cowls for easy cooler cleaning
- ▶ twin fans for optimal cooling
- ▶ axial cooling fans driven by separate TEFC electric motors (IP55 protection)



Easy oil filter exchange

- ▶ position of the spin on/off cartridge type oil filters allows for clean and easy exchange, without oil spills



GA400W

Watercooled model



Twin element design

- ▶ larger volume of air delivered, using less power, compared to equivalent compressor sizes
- ▶ Atlas Copco guaranteed production, quality control and service



Protective air filtration

- ▶ highly efficient dry paper cartridge
- ▶ compressor protection from foreign particles (99.9 % for 3 micron – SAE fine)
- ▶ extends system lifetime

... for highest efficiency and reliability

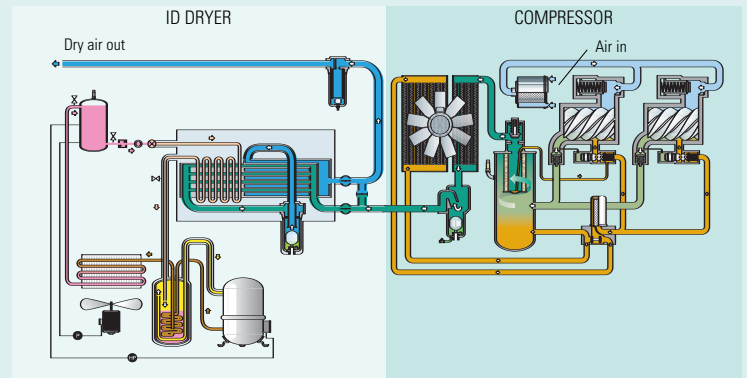
Dry quality air to the application point*

- ▶ air outlet filter fitted as standard
- ▶ particle removal down to 1 micron;
maximum remaining oil aerosol of 0.1 ppm

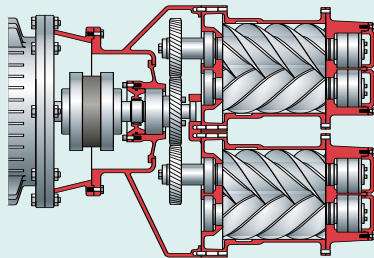
* for GA200-315-FF versions



GA200-315-FF air/oil flow (loaded condition)



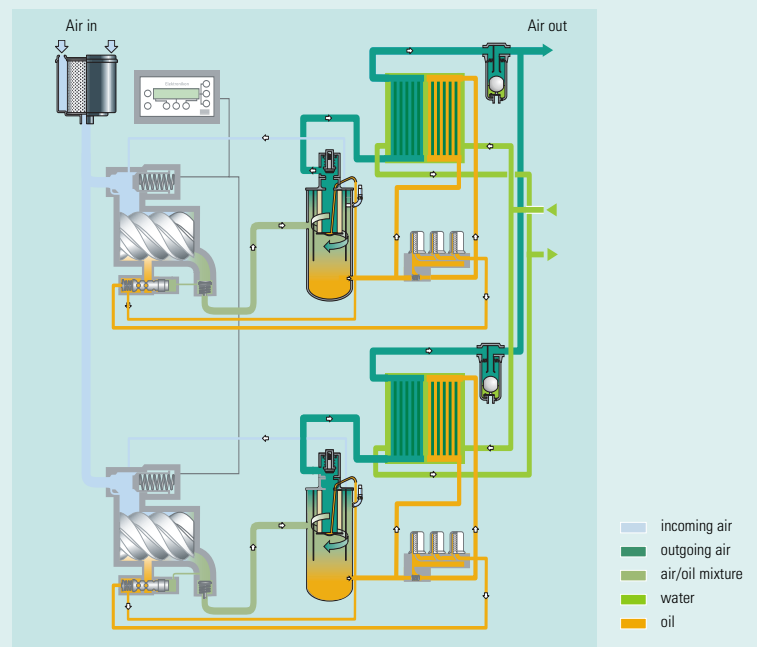
- | | |
|---|--|
| <ul style="list-style-type: none"> ▶ refrigerant liquid ▶ refrigerant gas/liquid ▶ refrigerant gas ▶ refrigerant compressed gas | <ul style="list-style-type: none"> ▶ incoming air ▶ wet air ▶ dry air ▶ air/oil mixture ▶ condensate ▶ oil |
|---|--|



Twin element on single drive & gear casing

- ▶ efficiencies far superior to designs using one large element or 2-stages
- ▶ extended lifetime due to reduced loads on bearings, rotors and gears
- ▶ highly efficient motor – IP55 protection, class F insulation

GA355W-500W air/oil/cooling flow (loaded condition)



- | |
|---|
| <ul style="list-style-type: none"> ▶ incoming air ▶ outgoing air ▶ air/oil mixture ▶ water ▶ oil |
|---|



GR110-200-FF

two-stage high pressure series ...

For high pressure applications requiring a reliable air supply of 200 and 290 psig, the Atlas Copco GR110-200-FF oil-injected screw compressors are the right choice. Not only do these workhorses offer every feature and benefit the GA series is renowned for, but the two-stage design also guarantees the most efficient operation at higher pressure.

The GR range selection

- ▶ GR110 and GR200 – available in 290 psig version
- ▶ GR110, GR160 and GR200 – available in 200 psig version
- ▶ GR-FF – Full Feature versions with integrated ID dryer

Advanced condition monitoring

- ▶ one integrated control and monitoring system for compressor and dryer



GR200-FF

Aircooled Full Feature model

*Two-stage
compression elements*

... in 200 psig and 290 psig versions

GR Full Feature: compact 'all-in-one' package

- ▶ optional dry quality air variant, with integrated ID dryer and filters
- ▶ by-pass system included as standard
- ▶ R404A refrigerant, meets environmental regulations
- ▶ quality end product and system protection
- ▶ standard equipped with moisture separator
- ▶ a complete scope with many options



The GR design criteria

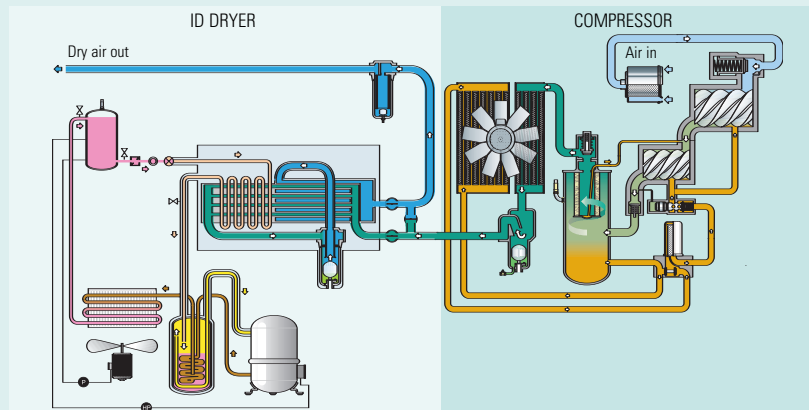
- ▶ designed to the same stringent criteria as the proven GA90-315 series
- ▶ built for high pressure applications
- ▶ very complete pack unit - options available
- ▶ air or water cooled version



Two-stage compression elements

- ▶ increased efficiency and reliability
- ▶ extended element lifetime due to reduced load on bearings, rotors and gears

GR110-200-FF air/oil flow (loaded condition)



- | | |
|---|--|
| <ul style="list-style-type: none"> ■ refrigerant liquid ■ refrigerant gas/liquid ■ refrigerant gas ■ refrigerant compressed gas | <ul style="list-style-type: none"> ■ incoming air ■ wet air ■ dry air ■ air/oil mixture ■ condensate ■ oil |
|---|--|



GA132/180 VSD & GA315 VSD-FF with Variable Speed Drive ...

The GA132/180/315 VSD houses the famous VSD variable drive system that brings an unprecedented level of energy savings. In addition, the GA315 VSD-FF incorporates a VSD regulated ID refrigeration dryer to further reduce the energy consumption.


GA315 VSD-FF

Aircooled Full Feature model

Advanced Elektronikon® control and monitoring system



Highly efficient compression element



Most efficient element performance

- ▶ longer active rotor length allows larger air volume to be compressed
- ▶ higher built-in pressure ratio for higher efficiency

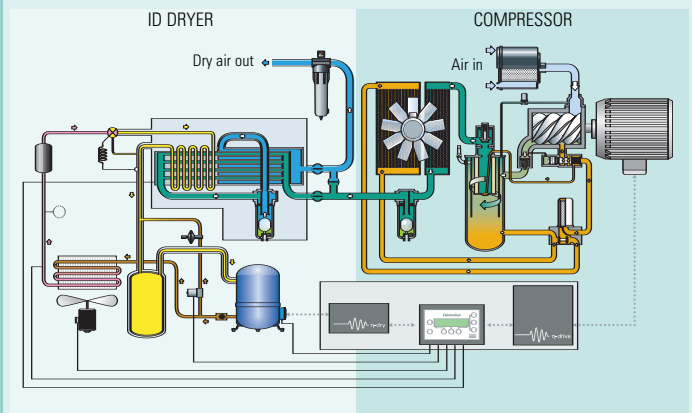
ID – Integrated VSD dryer*

- ▶ generates additional savings of up to 25 % compared to a fixed speed refrigerant dryer
- ▶ designed for high ambient humidity conditions

* on GA315 VSD-FF



GA315 VSD-FF air/oil flow (loaded condition)



- | | |
|----------------------------|-----------------|
| refrigerant liquid | incoming air |
| refrigerant gas/liquid | wet air |
| refrigerant gas | dry air |
| refrigerant compressed gas | air/oil mixture |
| | condensate |
| | oil |



... for the lowest cost compressed air

Because a VSD compressor precisely follows the varying air demand that is typical in most production facilities, it dramatically reduces the energy bill and provides many additional benefits. The result is a fast pay-back of the investment and huge yearly savings long after that.

Because energy constitutes the biggest portion of the life cycle cost of a compressor, these savings have a significant impact on the operational costs of your compressed air system.



- investment
- maintenance
- energy

energy savings with VSD

Predicting your savings

Call upon the expertise of Atlas Copco specialists and have an assessment carried out in your factory.

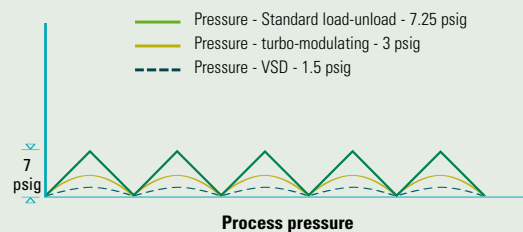
A detailed report will show your current operation and the achievable savings when adding a VSD solution to your compressed air system.



Direct energy savings of 15 to 35 %

- ▶ Low load operation of a VSD compressor does not result in energy losses.
- ▶ Load/no load transition losses are eliminated.
- ▶ The precise pressure control of the VSD compressor allows for a tighter and often lower discharge working pressure, resulting in reduced energy consumption.

STABLE NET PRESSURE



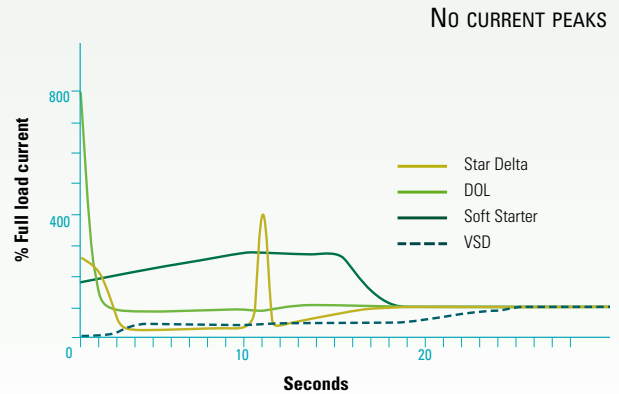
Indirect savings

- ▶ The **lowered net pressure** obtained by the VSD compressor provides additional yearly savings:
 - other base-load compressors will consume up to 5 % less energy
 - leak losses - always present in compressed air systems - are significantly reduced: e.g. leakage at 85 psig would be 13 % less than at 100 psig
 - many compressed air applications consume less air at a reduced pressure, similar to leak reduction.

In addition to the direct savings, these indirect benefits can add up to another 10 % energy savings in the complete compressed air installation.

Additional VSD benefits

- ▶ The **constant net pressure** provides stability for all processes making use of compressed air.
- ▶ **Current peaks during start-up are eliminated**
 - VSD compressors can be started and stopped without limitation
 - frequent start-stops no longer lead to current peak penalties
 - the electrical installation can often be rated for a lower current, meaning savings in investment.




Integrated VSD - The only way

All Atlas Copco VSD compressors are EMC tested and certified. External sources do not influence the compressor operation, nor does the compressor disturb other equipment via emissions or via the power supply line.

Mechanical enhancements are made to ensure that gears and bearings receive proper lubrication at all speeds and that all components operate well below critical vibrations.

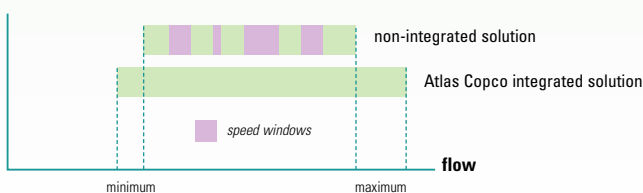
The Elektronikon® system controls both the compressor and the integrated converter; this ensures maximum machine safety and allows easy networking of the compressor.



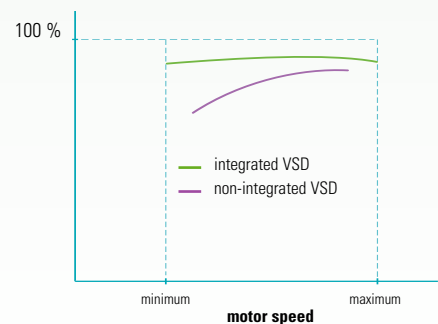
Special attention is given to the electric motor, which is specifically designed for VSD operation (inverter duty motors). Bearings are protected against induced bearing currents and both motor and converter are perfectly tuned to obtain the best efficiency over the entire speed range.

The machine is tested for the complete speed range to eliminate all "speed windows" that can jeopardize the energy savings and the stable net pressure.

OPERATING RANGE



COMBINED MOTOR/CONVERTER EFFICIENCY





Optimize your installation

Some applications may need or benefit from additional options and more refined control and air treatment systems. Tailored to the need, Atlas Copco has developed compatible equipment, further enhancing systems reliability and quality.



DD/DDp/PD/PDp/QD Filters

For proper removal of oil vapour and particles, select the adequate filter from the Atlas Copco filter range

- ▶ **Nominal airflow:** 19 - 15,000 cfm
- ▶ **DD coalescing filter:** removing oil aerosol to 0.1 ppm (0.1 mg/m³) and particles down to 1 micron
- ▶ **DDp dust filter:** removing particles down to 1 micron
- ▶ **PD coalescing filter:** removing oil aerosol to 0.01 ppm (0.01 mg/m³) and particles down to 0.01 micron
- ▶ **PDp dust filter:** high efficiency particle removal down to 0.01 micron
- ▶ **QD oil vapour filter:** maximum remaining oil content of 0.003 ppm (0.003 mg/m³).

OSD - oil/water separator

- ▶ Oily waste water drainage problems with oil-injected compressors can be efficiently overcome. Either integrated or free-standing, Atlas Copco has the appropriate system solution, meeting with legal directives.



Global presence - local service



Atlas Copco's Aftersales Service operation is unrivaled in the compressed air industry.

- ▶ High quality service is delivered locally: Atlas Copco's Aftersales is present in 150 countries around the world.
- ▶ Our service plans perfectly meet the requirements of your business and ensure a constant productivity at peak level.
- ▶ Consultancy services and on-site measurements help optimizing the complete air net, minimizing leak losses and maximizing energy savings.
- ▶ A sophisticated logistics concept brings genuine parts to your doorstep in record times, across the globe. After all, only genuine Atlas Copco parts, produced on the same assembly lines as your compressor, can guarantee a long lifetime and uninterrupted operation.

Technical data

GA compressor range - 60 Hz

Compressor type	Maximum working pressure		Capacity FAD ⁽¹⁾			Installed motor	Noise level ⁽²⁾	Weight	
	Pack	Full Feature	Pack / Full Feature					Pack	Full Feature
	psig	psig	cfm	l/s	m ³ /min			lb	lb
GA90-160 Single-stage									
GA90 - 100	107	104	631	298	17.9	125	76	5545	6228
GA90 - 125	132	128	559	264	15.8	125	76	5545	6228
GA90 - 150	157	153	506	239	14.3	125	76	5545	6228
GA90 - 200	200	196	405	191	11.5	125	76	5545	6228
GA110 - 100	107	104	748	353	21.2	150	76	5545	6228
GA110 - 125	132	128	665	314	18.8	150	76	5545	6228
GA110 - 150	157	153	612	289	17.3	150	76	5545	6228
GA110 - 200	200	196	489	231	13.9	150	76	5545	6228
GA160 - 100	107	104	989	467	28.0	200	76	6669	7397
GA160 - 125	132	128	890	420	25.2	200	76	6669	7397
GA160 - 150	157	153	826	390	23.4	200	76	6669	7397
GA160 - 200	200	196	678	320	19.2	200	76	6669	7397
GA200-315 Twin									
GA200 - 100	107	104	1242	586	35.1	250	76	10928	11810
GA200 - 125	132	128	1128	532	32.0	250	76	10928	11810
GA200 - 150	157	153	1024	483	29.0	250	76	10928	11810
GA250 - 100	107	104	1448	683	41.0	300	76	11149	12030
GA250 - 125	132	128	1314	620	37.1	300	76	11149	12030
GA250 - 150	157	153	1206	569	34.1	300	76	11149	12030
GA250 - 200	200	196	1011	477	28.6	300	76	11149	12030
GA315 - 100	107	104	1647	777	46.5	350	76	11590	12470
GA315 - 125	132	128	1499	707	42.3	350	76	11590	12470
GA315 - 150	157	153	1399	660	39.5	350	76	11590	12470
GA315 - 200	200	196	1177	555	33.2	350	76	11590	12470
GA355W-100	107	-	2191	1032	62.1	450	73	17110/17331	-
GA355W-125	132	-	1992	940	56.5	450	73	17110/17331	-
GA355W-150	157	-	1761	831	49.9	450	73	17110/17331	-
GA355W-200	200	-	1466	692	41.6	450	73	17110/17331	-
GA400W - 100	107	-	2394	1128	67.9	500	74	18433/17551	-
GA400W - 125	132	-	2208	1042	62.6	500	74	18433/17551	-
GA400W - 150	157	-	1981	935	56.2	500	74	18433/17551	-
GA400W - 200	200	-	1661	784	47.1	500	74	18433/17551	-
GA450W - 100	107	-	2835	1334	80.4	600	75	18433/19007	-
GA450W - 125	132	-	2589	1222	73.4	600	75	18433/19007	-
GA450W - 150	157	-	2386	1126	67.7	600	75	18433/19007	-
GA450W - 200	200	-	1998	943	56.7	600	75	18433/19007	-
GA500W-100	107	-	3217	1518	91.2	700	76	17551	-
GA500W-125	132	-	2975	1404	84.4	700	76	17551	-
GA500W-150	157	-	2746	1296	77.9	700	76	17551	-
GA500W-200	200	-	2361	1114	66.9	700	76	17551	-

GA500W figures are for medium voltage IP 23 motor

W: watercooled

Technical data

GA-VSD / GR compressor range - 60 Hz

Compressor type	Maximum working pressure		Capacity FAD ⁽¹⁾			Installed motor	Noise level ⁽²⁾	Weight	
	Pack	Full Feature	Pack / Full Feature					Pack	Full Feature
	psig	psig	cfm	l/s	m ³ /min			lb	lb
GA132/180/315 VSD									
GA132 VSD - 58	58	-	856	404	24.2	177	75	8533	9261
GA132 VSD - 110	110	-	846	399	23.9	177	75	8533	9261
GA132 VSD - 145	145	-	752	355	21.3	177	75	8533	9261
GA132 VSD - 200	200	-	636	300	18.0	177	73	8533	9261
GA180 VSD - 58	58	-	1021	482	28.9	250	75	8533	9261
GA180 VSD - 110	110	-	1013	478	28.7	250	75	8533	9261
GA180 VSD - 145	145	-	886	418	25.1	250	75	8533	9261
GA180 VSD - 200	200	-	746	352	21.1	250	73	8533	9261
GA315 VSD - 58	58	-	1810	854	51.2	390	75	13563	14553
GA315 VSD - 110	110	-	1795	847	50.8	390	75	13563	14553
GA315 VSD - 200	145	-	1505	710	42.6	390	75	13563	14553
GR110-200 Two-stage 13 bar									
GR110-200	200	196	553	261	15.6	150	72	6908	7634
GR160-200	200	196	742	350	21.0	200	75	7803	8529
GR200-200	200	196	937	442	26.5	250	78	7803	8529
GR110-200 Two-stage 20 bar									
GR110-290	290	286	475	224	13.4	150	72	6908	7634
GR200-290	290	286	814	384	23.0	250	78	7803	8529


(1) **Unit performance** measured according to ISO 1217, Ed.3, Annex C-1996

Reference conditions:

- absolute inlet pressure 14.5 psi (1 bar)
- intake air temperature 68 °F (20 °C)

FAD is measured at the following working pressures:

- 100 psi variants at 100 psi
- 125 psi variants at 125 psi
- 150 psi variants at 150 psi
- 200 psi variants at 193 psi
- 290 psi variants at 276 psi
- 7.5 bar variants at 7 bar
- 8.5 bar variants at 8 bar
- 10 bar variants at 9.5 bar
- 13 bar variants at 12.5 bar
- 20 bar variants at 19 bar



Dimensions

(2) **Noise level:**

measured according to Pneurop / Cagi PN8NTC2.2 test code;
tolerance ±3 dB(A)

Integrated dryer:

pressure dewpoint of integrated refrigerant dryer at reference conditions: 37 to 39 °F

Integrated filter:

particle removal down to 1 micron and maximum remaining oil aerosol of 0.1 ppm

Compressor type	Dimensions		
	A	B	C
	inch	inch	inch
GA90 - 110	109.4	63.0	78.3
GA132 - 160	109.4	74.3	78.3
GA200 - 315	133.3	83.4	94.4
GA315W-500W	164.3	83.4	98.4
GA132 VSD	133.3	74.2	79.1
GA180 VSD	133.3	74.2	79.1
GA315 VSD	157.4	83.4	94.4
GR110-200	109.4	74.3	78.3

Technical data

GA compressor range - 50 Hz

Compressor type	Maximum working pressure				Capacity FAD ⁽¹⁾			Installed motor	Noise level ⁽²⁾	Weight			
	Pack		Full Feature		Pack / Full Feature					Pack		Full Feature	
	psig	bar(e)	psig	bar(e)	cfm	l/s	m ³ /min	kW	dB(A)	lb	kg	lb	kg
GA90-160 Single-stage													
GA90 - 7.5	109	7.5	105	7.25	587	277	16.6	90	72	5545	2515	6228	2825
GA90 - 8.5	123	8.5	120	8.25	551	260	15.6	90	72	5545	2515	6228	2825
GA90 - 10	145	10	141	9.75	492	232	13.9	90	72	5545	2515	6228	2825
GA90 - 13	189	13	185	12.75	392	185	11.1	90	72	5545	2515	6228	2825
GA110 - 7.5	109	7.5	105	7.25	708	334	20.0	110	72	5545	2515	6228	2825
GA110 - 8.5	123	8.5	120	8.25	663	313	18.8	110	72	5545	2515	6228	2825
GA110 - 10	145	10	141	9.75	604	285	17.1	110	72	5545	2515	6228	2825
GA110 - 13	189	13	185	12.75	477	225	13.5	110	72	5545	2515	6228	2825
GA132 - 7.5	109	7.5	105	7.25	850	401	24.1	132	74	6669	3025	7397	3355
GA132 - 8.5	123	8.5	120	8.25	807	381	22.9	132	74	6669	3025	7397	3355
GA132 - 10	145	10	141	9.75	731	345	20.7	132	74	6669	3025	7397	3355
GA132 - 13	189	13	185	12.75	593	280	16.8	132	74	6669	3025	7397	3355
GA160 - 7.5	109	7.5	105	7.25	1000	472	28.3	200	74	6669	3025	7397	3355
GA160 - 8.5	123	8.5	120	8.25	953	450	27.0	200	74	6669	3025	7397	3355
GA160 - 10	145	10	141	9.75	869	410	24.6	200	74	6669	3025	7397	3355
GA160 - 13	189	13	185	12.75	725	342	20.5	200	74	6669	3025	7397	3355
GA200-500 Twin													
GA200 - 7.5	109	7.5	105	7.25	1278	603	36.1	270	75	10421	4727	11303	5127
GA200 - 8.5	123	8.5	120	8.25	1204	568	34.0	270	75	10421	4727	11303	5127
GA200 - 10	145	10	141	9.75	1087	513	30.7	270	75	10421	4727	11303	5127
GA200 - 13	189	13	185	12.75	924	436	26.1	270	75	10421	4727	11303	5127
GA250 - 7.5	109	7.5	105	7.25	1548	730	43.7	335	75	11060	5017	11942	5417
GA250 - 8.5	123	8.5	120	8.25	1477	697	41.7	335	75	11060	5017	11942	5417
GA250 - 10	145	10	141	9.75	1338	631	37.8	335	75	11060	5017	11942	5417
GA250 - 13	189	13	185	12.75	1124	530	31.7	335	75	11060	5017	11942	5417
GA315W - 7.5	109	7.5	-	-	1966	928	55.8	420	72	16559	7510	-	-
GA315W - 8.5	123	8.5	-	-	1831	864	51.9	420	72	16559	7510	-	-
GA315W - 10	145	10	-	-	1661	784	47.1	420	72	16559	7510	-	-
GA355W - 7.5	109	7.5	-	-	2225	1050	63.1	475	73	17110	7760	-	-
GA355W - 8.5	123	8.5	-	-	2053	969	58.2	475	73	17110	7760	-	-
GA355W - 10	145	10	-	-	1886	890	53.5	475	73	17110	7760	-	-
GA355W - 13	189	13	-	-	1549	731	43.9	475	73	17110	7760	-	-
GA400W - 7.5	109	7.5	-	-	2490	1175	70.6	535	74	18433	8360	-	-
GA400W - 8.5	123	8.5	-	-	2350	1109	66.6	535	74	18433	8360	-	-
GA400W - 10	145	10	-	-	2142	1011	60.8	535	74	18433	8360	-	-
GA400W-13	189	13	-	-	1788	844	50.7	535	74	18433	8360	-	-
GA450W - 7.5	109	7.5	-	-	2750	1298	78.0	600	75	18433	8360	-	-
GA450W - 8.5	123	8.5	-	-	2628	1240	74.5	600	75	18433	8360	-	-
GA450W - 10	145	10	-	-	2424	1144	68.8	600	75	18433	8360	-	-
GA450W - 13	189	13	-	-	2034	960	57.7	600	75	18433	8360	-	-
GA500W-7.5	109	7.5	-	-	2988	1410	84.7	670	76	17551	7960	-	-
GA500W-8.5	123	8.5	-	-	2854	1347	80.9	670	76	17551	7960	-	-
GA500W-10	145	10	-	-	2664	1257	75.5	670	76	17551	7960	-	-
GA500W-13	189	13	-	-	2263	1068	64.2	670	76	17551	7960	-	-

GA500W figures are for medium voltage IP 23 motor

W: watercooled

Technical data

GA-VSD / GR compressor range - 50 Hz

Compressor type	Maximum working pressure				Capacity FAD ⁽¹⁾			Installed motor kW	Noise level ⁽²⁾ dB(A)	Weight			
	Pack		Full Feature		Pack / Full Feature					Pack		Full Feature	
	psig	bar(e)	psig	bar(e)	cfm	l/s	m ³ /min			lb	kg	lb	kg
GA132/180/315 VSD													
GA132 VSD - 4	58	4	-	-	856	404	24.2	132	75	8533	3870	9261	4200
GA132 VSD - 7	110	7	-	-	846	399	23.9	132	75	8533	3870	9261	4200
GA132 VSD - 10	145	10	-	-	752	355	21.3	132	75	8533	3870	9261	4200
GA132 VSD - 13	200	13	-	-	636	300	18.0	132	73	8533	3870	9261	4200
GA180 VSD - 4	58	4	-	-	1021	482	28.9	180	75	8533	3870	9261	4200
GA180 VSD - 7	110	7	-	-	1013	478	28.7	180	75	8533	3870	9261	4200
GA180 VSD - 10	145	10	-	-	886	418	25.1	180	75	8533	3870	9261	4200
GA180 VSD - 13	200	13	-	-	746	352	21.1	180	73	8533	3870	9261	4200
GA315 VSD - 4	58	4	-	-	1810	854	51.2	290	75	13563	6165	14553	6615
GA315 VSD - 7	110	7	-	-	1795	847	50.8	290	75	13563	6165	14553	6615
GA315 VSD - 10	145	10	-	-	1505	710	42.6	290	75	13563	6165	14553	6615
GR110-200 Two-stage 13 bar													
GR110-13	189	13	185	12.75	541	255	15.3	110	72	6908	3140	7634	3470
GR132-13	189	13	185	12.75	653	308	18.5	132	75	6908	3140	7634	3470
GR160-13	189	13	185	12.75	782	369	22.1	160	75	7803	3547	8529	3877
GR200-13	189	13	185	12.75	926	437	26.2	200	76	7803	3547	8529	3877
GR110-200 Two-stage 20 bar													
GR110-20	290	20	286	19.75	447	211	12.6	110	72	6908	3140	7634	3470
GR200-20	290	20	286	19.75	816	385	23.1	200	75	7803	3547	8529	3877

(1) **Unit performance** measured according to ISO 1217, Ed.3, Annex C-1996

Reference conditions:

- absolute inlet pressure 14.5 psi (1 bar)
- intake air temperature 68 °F (20 °C)

FAD is measured at the following working pressures:

- 100 psi variants at 100 psi
- 125 psi variants at 125 psi
- 150 psi variants at 150 psi
- 200 psi variants at 193 psi
- 290 psi variants at 276 psi
- 7.5 bar variants at 7 bar
- 8.5 bar variants at 8 bar
- 10 bar variants at 9.5 bar
- 13 bar variants at 12.5 bar
- 20 bar variants at 19 bar

(2) **Noise level:**

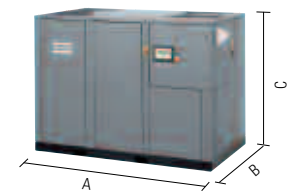
measured according to Pneurop / Cagi PN8NTC.2.2 test code;
tolerance ±3 dB(A)

Integrated dryer:

pressure dewpoint of integrated refrigerant dryer at reference conditions: 37 to 39 °F

Integrated filter:

particle removal down to 1 micron and maximum remaining oil aerosol of 0.1 ppm



Dimensions

Compressor type	Dimensions					
	A		B		C	
	mm	inch	mm	inch	mm	inch
GA90 - 110	2779	109.4	1600	63.0	1990	78.3
GA132 - 160	2779	109.4	1886	74.3	1990	78.3
GA200 - 315	3386	133.3	2120	83.4	2400	94.4
GA315W-500W	4173	164.3	2120	83.4	2500	98.4
GA132 VSD	3386	133.3	1886	74.2	2010	79.1
GA180 VSD	3386	133.3	1886	74.2	2010	79.1
GA315 VSD	4000	157.4	2120	83.4	2400	94.4
GR110-200	2779	109.4	1886	74.3	1990	78.3



What sets Atlas Copco apart? Our belief that, to excel, we must provide the best possible know-how and technology in ways that our customers value. Whether we're fully supporting existing products or advancing technology through innovation, we constantly focus on customer needs.



The Atlas Copco way of doing business grows from ongoing interaction, long-term relationships and a commitment to understanding each customer's process and objectives. As a result, every compressed air solution we create helps a customer operate with greater efficiency, economy and productivity.

Satisfying customer needs effectively has made Atlas Copco the number one compressor manufacturer in the world. We will continue to attract new business through our unwavering conviction to creating products and ideas that help our customers succeed.



Danger: Never use compressed air as breathing air without prior purification in accordance with local legislation and standards. Atlas Copco assumes no responsibility or liability related to the purchaser's/user's breathing air system.

The information contained herein is general in nature and is not intended for specific construction, installation or application purposes.



Atlas Copco Compressors Inc.
94 North Elm Street, Floor 4
Westfield, MA 01085-1689
Tel. 413-536-0600 Fax. 413-536-0091
www.atlascopco.us